

SITUATIA FLUXURILOR DE TREZORERIE

30.09.2023


pag.: 1 - lei -

| COD    | DENUMIRE INDICATORI  | Total     | Casa ct. 5310101 | Buget de stat ct. 5200100/7700000 | Buget local ct. 5210100/7700000 | Buget asigurari sociale de stat ct. 5250101+5250102/7700000 | Buget asigurari pentru somaj ct. 5740101+5740102/7700000 | Buget Fond national unic de asigurari sociale de sanatate ct. 5710100/7700000 | Buget Fond pentru mediu ct. 5750100/7700000 | Buget trezoreria statului ct. 5240100/7700000 | Buget institutiilor publice financiate integral din venituri proprii ct. 5600101/7700000 | Buget institutiilor publice financiate din venituri proprii si subvenții ct. 5610101/7700000 | Buget activitati financiate din venituri proprii si buget de privatizare ct. 5620101/7700000 | Buget imprumuturi interne si externe ct. 5130101+5140101+5160101+5170101/7700000 | Buget fonduri externe nerambursabile (sursa D) ct. 5150103/7700000 | Alte disponibilitati (ct.5XX) |
|--------|--|-----------|------------------|-----------------------------------|---------------------------------|---|--|---|---|---|--|--|--|--|--|-------------------------------|
| 03002  | 1. Incasari  | 7.141.860 | 1.206.578        |                                   | 5.935.282                       |   |  |   |   |   |  |  | 8.447  |  |  | 999.022                       |
| 03003  | 2. Plati   | 6.614.914 | 1.206.578        | 4.805.516                         | 4.805.516                       |   |  |   |   |   |  |  |  |  |  | 602.706                       |
| 03004  | 3. Numerar net din activitatea operationala (rd.02-rd.03)  | 728.946   |                  | 728.946                           | 728.946                         |   |  |   |   |   |  |  |  |  |  | -2.774                        |
| 03006  | 1. Incasari  | 261.400   |                  | 261.400                           | 261.400                         |   |  |   |   |   |  |  |  |  |  |                               |
| 03007  | 2. Plati   | 992.829   |                  | 992.829                           | 992.829                         |   |  |   |   |   |  |  |  |  |  |                               |
| 03008  | 3. Numerar net din activitatea de investitii (rd.06-07)  | -731.429  |                  | -731.429                          | -731.429                        |   |  |   |   |   |  |  |  |  |  |                               |
| 03010  | 1. Incasari  | 65.944    |                  | 65.944                            | 65.944                          |   |  |   |   |   |  |  |  |  |  |                               |
| 03012  | 3. Numerar net din activitatea de finantare (rd.10-rd.11)  | 65.944    |                  | 65.944                            | 65.944                          |   |  |   |   |   |  |  |  |  |  |                               |
| 03013  | IV CRESTEREA (DESCREREA) NETA DE NUMERAR SI ECHIVALENT DE NUMERAR (rd.04-rd.08-rd.12)              | 463.461   |                  | 463.461                           | 463.461                         |   |  |   |   |   |  |  |  |  |  | -2.774                        |
| 03014  | V. NUMERAR SI ECHIVALENT DE NUMERAR LA INCEPUTUL ANULUI  | 506.734   |                  | 506.734                           | 506.734                         |   |  |   |   |   |  |  |  |  |  | 11.807                        |
| 030142 | -sume utilizate transferate din excedentul anului precedent  | 65.944    |                  | 65.944                            | 65.944                          |   |  |   |   |   |  |  |  |  |  |                               |
| 03015  | VI NUMERAR SI ECHIVALENT DE NUMERAR LA SFARSITUL PERIOADEI (rd.13-rd.14-rd.14.1-1-rd.14.2-rd.14.3) | 704.251   |                  | 704.251                           | 704.251                         |   |  |   |   |   |  |  |  |  |  | 9.022                         |

Conducatorul institutiei

Conducatorul compartimentului  
financiar- contabil

Viza trezoreriei



BILANT  
30.09.2023

pag.: 1 - lei -



| COD   | DENUMIRE INDICATORI  | SOLD LA INCEPUTUL PERIOADEI | SOLD LA SFARSITUL PERIOADEI |
|-------|--|-----------------------------|-----------------------------|
| 01003 | 1.Active fixe necorporale (ct.2030000+2050000+2060000+2080100+2080200+2330000-2800300-2800500-2800801-2800809-2900400-2900500-2900801-2900809-2930100*)  | 9.728                       | 6.183                       |
| 01004 | 2.Instalatii tehnice, mijloace de transport, animale, plantatii, mobilier, aparatura birotica si alte active corporale (ct.2130100+2130200+2130300+2130400+2140000+2310000-2810301-2810302-2810303-2810304-2810400-2910301-2910302-2910303-2910304-2910400-2930200*)   | 811.607                     | 1.549.818                   |
| 01005 | 3.Terenuri si cladiri (ct.2110100+2110200+2120101+2120102+2120201+2120301+2120401+2120501+2120601+2120901+2310000-2810100-2810201-2810202-2810203-2810204-2810205-2810206-2810207-2810208-2910100-2910201-2910202-2910203-2910204-2910205-2910206-2910207-2910208-2930200)   | 54.950.806                  | 54.985.983                  |
| 01007 | 5.Active financiare necurente (investitii pe termen lung) peste un an (ct.2600100+2600200+2600300+2650000+2670201+2670202+2670203+2670204+2670205+2670208-2960101-2960102-2960103-2960200), din care:  | 20.000                      | 20.000                      |
| 01008 | Titluri de participare (ct.2600100+2600200+2600300-2960101-2960102-2960103)  | 20.000                      | 20.000                      |
| 01015 | 7.TOTAL ACTIVE NECURENTE (rd.03+04+05+06+07+09)  | 55.792.141                  | 56.561.984                  |
| 01019 | 1.Stocuri (ct.3010000+3020100+3020200+3020300+3020400+3020500+3020600+3020700+3020800+3020900+3030100+3030200+3040100+3040200+3050100+3050200+3070000+3090000+3310000+3320000+3410000+3450000+3460000+3470000+3490000+3510100+3510200+3540100+3540500+3540600+3560000+3570000+3580000+3590000+3610000+3710000+3810000+/-3480000+/-3780000-3910000-3920100-3920200-3920300-3930000-3940100-3940500-3940600-3950100-3950200-3950300-3950400-3950600-3950700-3950800-3960000-3970100-3970200-3970300-3980000-4420803) | 1.165.871                   | 1.218.297                   |
| 01023 | Creante bugetare (ct.4310100**+4310200**+4310300**+4310400**+4310500**+4310600**+4310700**+4370100**+4370200**+4370300**+4420400+4420802+4440000**+4460100**+4460200**+4480200+4610102+4610104+4630000+4640000+4650100+4650200+4660401+4660402+4660500+4660900+4810101**+4810102**+4810103**+4810900**-4970000), din care:   | 1.011.795                   | 1.166.979                   |
| 01024 | Creantele bugetului general consolidat (ct.4630000+4640000+4650100+4650200+4660401+4660402+4660500+4660900-4970000)  | 1.011.795                   | 1.160.623                   |
| 01027 | Imprumuturi pe termen scurt acordate (ct.2670101+2670102+2670103+2670104+2670105+2670108+2670601+2670602+2670603+2670604+2670605+2670609+4680101+4680102+4680103+4680104+4680105+4680106+4680107+4680108+4680109+4690103+4690105+4690106+4690108+4690109)  |                             | 65.944                      |
| 01030 | Total creante curente (rd.21+23+25+27)   | 1.011.795                   | 1.232.923                   |
| 01033 | Conturi la trezorerie, casa in lei. (ct.5100000+5120101+5120501+5130101+5130301+5130302+5140101+5140301+5140302+5150101+5150103+5150301+5150500+5150600+5160101+5160301+5160302+5170101+5170301+51   |                             |                             |



| COD    | DENUMIRE INDICATORI  | SOLD LA INCEPUTUL PERIOADEI | SOLD LA SFARSITUL PERIOADEI |
|--------|--|-----------------------------|-----------------------------|
|        | 70302<br>+5200100+5210100+5210300+5230000+5250101+5250102+5250301+5250302<br>+5250400+5260000+5270000+5280000+5290101+5290201+5290301+5290400<br>+5290901+5310101+5410101+5500101+5520000+5550101+5550400+5570101<br>+5580101+5580201+5590101+5600101+5600300+5600401+5610101+5610300<br>+5620101+5620300+5620401+5710100+5710300+5710400+5740101+5740102<br>+5740301+5740302+5740400+5750100+5750300+5750400-7700000) | 306.734                     | 704.251                     |
| 010331 | Dobanda de incasat,alte valori,avansuri de trezorerie (ct.5180701+5320100+5320200+5320300+5320400+5320500+5320600+5320800+5420100)   | 21.250                      | 21.250                      |
| 01035  | Conturi la institutii de credit, BNR, casa in valuta (ct.5110101+5110102+5120102+5120402+5120502+5130102+5130202+5140102+5140202+5150102+5150202+5150302+5160102+5160202+5170102+5170202+5290102+5290202+5290302+5290902+5310402+5410102+5410202+5500102+5550102+5550202+5570202+5580102+5580202+5580302+5580303+5590102+5590202+5600102+5600103+5600402+5610102+5610103+5620102+5620103+5620402)                      | 19.882                      | 15.061                      |
| 01040  | Total disponibilitati si alte valori (rd.33+33.1+35+35.1)  | 347.866                     | 740.562                     |
| 01045  | 7.TOTAL ACTIVE CURENTE (rd.19+30+31+40+41+41.1+42)   | 2.525.532                   | 3.191.782                   |
| 01046  | 8.TOTAL ACTIVE (rd.15+45)  | 58.317.673                  | 59.753.766                  |
| 01060  | 1.Datorii comerciale, avansuri si alte decontari (ct.2690100+4010100+4030100+4040100+4050100+4080000+4190000+4620101+4620109+4730109+4810101+4810102+4810103+4810900+4830000+4840000+4890201+5090000+5120800), din care:   | 72.497                      | 38.733                      |
| 01061  | Datorii comerciale si avansuri (ct.4010100+4030100+4040100+4050100+4080000+4190000+4620101), din care:   | 60.690                      | 29.704                      |
| 01062  | 2.Datorii catre bugete (ct.4310100+4310200+4310300+4310400+4310500+4310600+4310700+4370100+4370200+4370300+4400000+4410000+4420300+4420801+4440000+4460100+4460200+4480100+4550501+4550502+4550503+4620109+4670100+4670200+4670300+4670400+4670500+4670900+4730109+4810900),din care:  | 124.802                     | 142.882                     |
| 010631 | Contributii sociale (ct.4310100+4310200+4310300+4310400+4310500+4310600+4310700+4370100+4370200+4370300)   | 75.654                      | 84.825                      |
| 01070  | 4.Imprumuturi pe termen scurt-sume ce urmeaza a fi platite intr-o perioada de pana la un an (ct.5180601+5180603+5180604+5180605+5180606+5180608+5180609+5180800+5190101+5190102+5190103+5190104+5190105+5190106+5190107+5190108+5190109+5190110+5190180+5190190)   |                             | 65.944                      |
| 01072  | 6.Salariile angajatilor (ct.4210000+4230000+4260000+4270100+4270300+4280101)   | 173.126                     | 196.157                     |
| 01073  | 7.Alte drepturi cuvenite altor categorii de persoane (pensii, indemnizatii de somaj, burse) (ct.4220100+4220200+4240000+4260000+4270200+4270300+4290000+4380000), din care:  | 1.524                       | 117.315                     |
| 01078  | 10.TOTAL DATORII CURENTE (rd.60+62+65+70+71+72+73+74+75)   | 371.949                     | 561.031                     |
| 01079  | 11.TOTAL DATORII (rd.58+78)  | 371.949                     | 561.031                     |
| 01080  | 12.ACTIVE NETE = TOTAL ACTIVE - TOTAL DATORII =  |                             |                             |

| COD   | DENUMIRE INDICATORI  | SOLD LA<br>INCEPUTUL<br>PERIOADEI | SOLD LA<br>SFARSITUL<br>PERIOADEI |
|-------|--|-----------------------------------|-----------------------------------|
|       | CAPITALURI   |                                   |                                   |
|       | PROPRII (rd.80=rd.46-79=rd.90)   | 57.945.724                        | 59.192.735                        |
| 01084 | 1.Rezerve, fonduri (ct.1000000+1000101+1000201+1000202+1000301+<br>1000401+1000402+1010000+1020101+1020102+1020103***+<br>1030000+ 1040101+1040102+1040103***+1050100+1050200+1050300<br>+1050400+1050500+/-1060000+1320000+1330000) | 48.052.058                        | 48.026.358                        |
| 01085 | 2.Rezultatul reportat (ct.1170000-sold creditor)   | 28.070.746                        | 9.887.435                         |
| 01087 | 4.Rezultatul patrimonial al exercitiului (ct.1210000-sold creditor)  |                                   | 1.278.942                         |
| 01088 | 5.Rezultatul patrimonial al exercitiului (ct1210000- sold debtor)  | 18.177.080                        |                                   |
| 01090 | 6.TOTAL CAPITALURI PROPRII (rd.84+85-86+87-88)   | 57.945.724                        | 59.192.735                        |

Conducatorul institutiei

Conducatorul compartimentului  
financiar- contabil

Situatia activelor si datoriilor institutiilor publice  
din administratia locala  
30.09.2023


pag.: 1 - lei -

| COD    | DENUMIRE INDICATORI  | Sold la inceputul anului | Sold la sfarsitul perioadei |
|--------|--|--------------------------|-----------------------------|
| 18005  | Disponibilitati in lei ale institutiilor publice locale si ale institutiilor publice de subordonare locala, la trezorerii (ct.5100000+5120101+5120501+5150101+5150103+5150500+5150600+5160101+5160301+5160302+5170101+5170301+5170302+5210100+5210300+5280000+5290201+5290301+5290400+5290901+5410101+5500101+ 5520000+5550101+5570101+5580101+5580201+5600101+5600300+5610101+5610300+5620101+5620300-7700000), din care: | 306.734                  | 704.251                     |
| 18008  | Total (in baze cash) (rd.04+05)  | 306.734                  | 704.251                     |
| 18010  | Total (in baze accrual)(rd.08+09)  | 306.734                  | 704.251                     |
| 18023  | Alte valori<br>(ct.5320100+5320200+5320300+5320400+5320500+5320600+5320800)  | 21.250                   | 21.250                      |
| 18032  | Disponibilitati ale institutiilor publice locale si ale institutiilor de subordonare locala la institutiile de credit rezidente (ct.5110101+5110102+5120102+5120402+5120502+5150102+5150202+5160102+5160202+5170102+5170202+5290202+5290302+5290902+5500102+5550102+5550202+5570202+5580102+5580302+5600102+5600103+5610102+5610103+5620102+5620103), din care:  | 19.882                   | 15.061                      |
| 18036  | Total (in baze cash) (rd.32+35)  | 19.882                   | 15.061                      |
| 18038  | Total (in baze accrual) (rd.36+37)   | 19.882                   | 15.061                      |
| 18131  | Actiuni necotate detinute de autoritatile locale la societati nefinanciare<br>(ct.2600200-2960102)(S11)  | 20.000                   | 20.000                      |
| 18134  | Total (la valoarea contabila neta (la valoarea de intrare mai putin ajustarile cumulate pentru pierderea de valoare) (rd.131+132+133)  | 20.000                   | 20.000                      |
| 18176  | 1.Creante ale bugetului local (ct.4640000-4970000). Total (rd.177+178+179+183), din care:  | 1.011.795                | 1.160.623                   |
| 18177  | - de la gospodariile populatie (S14)   | 1.011.795                | 1.160.623                   |
| 18185  | Total creante (rd.176+184)   | 1.011.795                | 1.160.623                   |
| 18203  | 1.Sume datorate tertilor reprezentand garantii si cautiuni aflate in conturile institutiilor publice (ct.4280101+4280201+4620101+4620109).Total (rd.204+205+206), din care:  | 19.882                   | 15.061                      |
| 18204  | - salariatilor (gospodariile populatiei)(S143)   | 19.882                   | 15.061                      |
| 182671 | Sume primite din excedentul anului precedent pentru acoperirea golurilor temporare de casa si pentru finantarea cheltuielilor sectiunii de dezvoltare<br>(ct.5190107+5190190)  |                          | 65.944                      |
| 18268  | Total(in baze cash)(rd.262+266+267+267.1)  |                          | 65.944                      |
| 18275  | Total (in baze accrual) (cash+dobanzi) (rd.268+274)  |                          | 65.944                      |
| 18320  | Datorii comerciale curente legate de livrari de bunuri si servicii (ct.4010100+4030100+ 4040100+4050100+4080000+4190000+4620101).<br>Total (rd.321+322+326+327) din care catre:  | 60.690                   | 29.704                      |
| 18321  | -Societati nefinanciare (S11)  | 60.690                   | 29.704                      |
| 18331  | Datoriile institutiilor publice din administratia locala catre bugete (ct.4310100+4310200+4310300+4310400+4310500+4310600+4310700+4370100+4370200+4370300+4420300+4420801+4440000+4460100+4460200+4480100)   | 116.521                  | 129.399                     |
| 18332  | Salariile angajatilor (ct.4210000+4230000+4260000+4270100+4270300+4280101)   | 173.126                  | 196.157                     |
| 18333  | Alte drepturi cuvenite altor categorii de persoane (ct.4260000+4270200+4270300+4290000+4380000)  | 1.524                    | 117.315                     |
| 18335  | Total (rd.331+332+333+334)   | 291.171                  | 442.871                     |

**Conducatorul institutiei**



**Conducatorul compartimentului  
financiar- contabil**






CONTUL DE REZULTAT PATRIMONIAL

30.09.2023


pag.: 1 - lei -

| COD    | DENUMIRE INDICATORI   | An precedent | An curent |
|--------|---|--------------|-----------|
| 02002  | 1.Venituri din impozite, taxe, contributiile de asigurari si alte venituri ale bugetelor (ct.7300100+7300201+7300202+7300203+7310100+7310200+7320100+7330000+7340000+7350100+7350200+7350300+7350400+7350500+7350601+7350602+7360100+7390000+7450100+7450200+7450300+7450400+7450500+7450700+7450900+7460100+7460200+7460300+7460900) | 4.456.324    | 4.713.703 |
| 02003  | 2.Venituri din activitati economice (ct.7210000+7220000+7510100+7510200+/-7090000*/+7090100/-7090200)   | 4.066        | 23.126    |
| 02004  | 3.Finantari, subventii, transferuri, alocatii bugetare cu destinatie speciala (ct.7510500+7710000+7720100+7720200+7740100+7740200+7750000+7760000+7780000+7790101+7790109)  | 625.688      | 940.177   |
| 02005  | 4.Alte venituri operationale (ct.7140000+7180000+7500000+7500100+7500200+7510300+7510400+7810200+7810300+7810401+7810402+7770000)   | 82.419       | 439.069   |
| 02006  | TOTAL VENITURI OPERATIONALE (rd.02+03+04+05)  | 5.168.497    | 6.116.075 |
| 02008  | 1.Salarii si contributiile sociale aferente angajatilor (ct.6410000+6420000+6450100+6450200+6450300+6450400+6450500+6450600+6450700+6450800+6460000+6470000)  | 2.289.849    | 2.703.410 |
| 02009  | 2.Subventii si transferuri (ct.6700000+6710000+6720000+6730000+6740000+6750000+6760000+6770000+6780000+6790000)   | 896.652      | 1.172.251 |
| 02010  | 3.Stocuri, consumabile, lucrari si servicii executate de terti (ct.6010000+6020100+6020200+6020300+6020400+6020500+6020600+6020700+6020800+6020900+6030000+6060000+6070000+6080000+6090000+6100000+6110000+6120000+6130000+6140000+6220000+6230000+6240100+6240200+6260000+6270000+6280000+6290100)                                   | 981.490      | 1.151.803 |
| 02011  | 4.Cheltuieli de capital, amortizari si provizioane (ct.6810100+6810200+6810300+6810401+6810402+6820101+6820109+6820200+6890100+6890200)   | 17.173.935   | 71.069    |
| 02013  | TOTAL CHELTUIELI OPERATIONALE (rd.08+09+10+11+12)   | 21.341.926   | 5.098.533 |
| 02015  | - EXCEDENT (rd.06-rd.13)  |              | 1.017.542 |
| 02016  | - DEFICIT (rd.13-rd.06)   | 16.173.429   |           |
| 02023  | - EXCEDENT (rd.15+20-16-21)   |              | 1.017.542 |
| 02024  | - DEFICIT (rd.16+21-15-20)  | 16.173.429   |           |
| 02025  | VIII. VENITURI EXTRAORDINARE (ct.7910000)   | 57.575       | 261.400   |
| 02028  | - EXCEDENT (rd.25-rd.26)  | 57.575       | 261.400   |
| 020292 | - EXCEDENT (rd.23+28-24-29)   |              | 1.278.942 |
| 020293 | - DEFICIT (rd.24+29-23-28)  | 16.115.854   |           |
| 02031  | - EXCEDENT (rd.29.2-29.4)   |              | 1.278.942 |
| 02032  | - DEFICIT (rd.29.3+29.4)  | 16.115.854   |           |

Conducatorul institutiei



Conducatorul compartimentului




SITUATIA FLUXURILOR DE TREZORERIE

30.09.2023


pag.: 1 - lei -

| COD   | DENUMIRE INDICATORI  | Total  | Casa in valuta | Alte disponibilitati |
|-------|--|--------|----------------|----------------------|
| 04002 | 1. Incasari  | 150    |                | 150                  |
| 04003 | 2. Plati   | 4.971  |                | 4.971                |
| 04004 | 3. Numerar net din activitatea operationala (rd.02-rd.03)                              | -4.821 |                | -4.821               |
| 04013 | IV CRESTERA (DESCRESTERA) NETA DE NUMERAR SI ECHIVALENT DE NUMERAR (rd.04+rd.08+rd.12) | -4.821 |                | -4.821               |
| 04014 | V NUMERAR SI ECHIVALENT DE NUMERAR LA INCEPUTUL PERIOADEI                              | 19.882 |                | 19.882               |
| 04017 | VI NUMERAR SI ECHIVALENT DE NUMERAR LA FINELE PERIOADEI(rd.13+14+15-16)                | 15.061 |                | 15.061               |

Conducatorul institutiei



Conducatorul compartimentului financiar- contabil





**DISPONIBIL DIN MIJLOACE CU DESTINATIE SPECIALA**

30.09.2023


- lei -

| DENUMRE INDICATORI   | COD   | DISPONIBIL<br>LA INCEPUTUL<br>ANULUI | INCASARI | PLATI   | DISPONIBIL<br>LA SFARSITUL<br>PERIOADEI |
|--|-------|--------------------------------------|----------|---------|---|
| TOTAL (rd.02 la 15)  | 05001 | 31.689                               | 600.072  | 607.671 | 24.090                                  |
| - Garantii materiale retinute gestionarilor<br>conform Legii nr.22/1969<br>(ct.5500101,ct.5500102/analitice distincte) | 05003 | 19.882                               | 150      | 4.971   | 15.061                                  |
| - Alte disponibilitati cu destinatie<br>speciala (ct.5500101,ct.5500102/analitice distincte)                           | 05011 | 11.807                               | 599.922  | 602.700 | 9.029                                   |

Conducatorul institutiei,

Conducatorul compartimentului  
financiar-contabil

VERCHIES



| Capi-<br>tol | Sub-<br>capi-<br>tol | Pa-<br>ra-<br>graf | Gr-<br>pa /<br>Titlu | Ar-<br>ti-<br>col | Al-<br>ne-<br>at | Denumire indicator   | Credite de angajament |           |           | Credite bugetare |           |           | Angajamente<br>legale<br>de plati | Plati<br>efectuate | Angajamente<br>legale<br>de plati | Cheltuieli<br>efective |   |
|--------------|----------------------|--------------------|----------------------|-------------------|------------------|--|-----------------------|-----------|-----------|------------------|-----------|-----------|-----------------------------------|--------------------|-----------------------------------|------------------------|---|
|              |                      |                    |                      |                   |                  |  | 1                     | 2         | 3         | 4                | 5         | 6         |                                   |                    |                                   |                        | 7 |
|              |                      |                    | <b>A</b>             |                   |                  | <b>B</b>   |                       |           |           |                  |           |           |                                   |                    |                                   |                        |   |
| 5002         |                      |                    |                      |                   |                  | TOTAL CHELTUIELI   | 1.153.000             | 1.153.000 | 7.474.000 | 6.548.000        | 7.453.663 | 6.292.466 | 5.398.445                         | 894.021            | 5.098.533                         |                        |   |
| 5100         | 02                   |                    |                      |                   |                  | Partea I-a SERVICII PUBLICE GENERALE                                   | 562.000               | 562.000   | 2.628.000 | 2.257.000        | 2.607.663 | 2.467.383 | 2.006.424                         | 460.959            | 1.640.119                         |                        |   |
| 5102         | 01                   |                    |                      |                   |                  | AUTORITATI PUBLICE SI ACTIUNI EXTERNE                                  | 562.000               | 562.000   | 2.628.000 | 2.257.000        | 2.607.663 | 2.467.383 | 2.006.424                         | 460.959            | 1.640.119                         |                        |   |
|              |                      |                    |                      |                   |                  | Autoritati executive si legislative                                    | 562.000               | 562.000   | 2.628.000 | 2.257.000        | 2.607.663 | 2.467.383 | 2.006.424                         | 460.959            | 1.640.119                         |                        |   |
|              |                      |                    |                      |                   |                  | Autoritati executive   | 562.000               | 562.000   | 2.628.000 | 2.257.000        | 2.607.663 | 2.467.383 | 2.006.424                         | 460.959            | 1.640.119                         |                        |   |
| 6000         | 02                   |                    |                      |                   |                  | Partea II-a APARARE, ORDINE PUBLICA SI<br>SIGURANTA NATIONALA          |                       |           |           |                  |           |           |                                   |                    |                                   |                        |   |
| 6102         | 50                   |                    |                      |                   |                  | ORDINE PUBLICA SI SIGURANTA NATIONALA                                  |                       |           |           |                  |           |           |                                   |                    |                                   |                        |   |
|              |                      |                    |                      |                   |                  | Alte cheltuieli in domeniul ordinii<br>publice si sigurantei nationale |                       |           |           |                  |           |           |                                   |                    |                                   |                        |   |
| 6500         | 02                   |                    |                      |                   |                  | Partea III-a CHELTUIELI SOCIAL-CULTURALE                               |                       |           |           |                  |           |           |                                   |                    |                                   |                        |   |
| 6502         | 04                   |                    |                      |                   |                  | INVATAMANT   |                       |           |           |                  |           |           |                                   |                    |                                   |                        |   |
|              |                      |                    |                      |                   |                  | Invatamant secundar  |                       |           |           |                  |           |           |                                   |                    |                                   |                        |   |
|              |                      |                    |                      |                   |                  | Invatamant secundar inferior   |                       |           |           |                  |           |           |                                   |                    |                                   |                        |   |
| 6802         | 01                   |                    |                      |                   |                  | ASIGURARI SI ASISTENTA SOCIALA   |                       |           |           |                  |           |           |                                   |                    |                                   |                        |   |
|              |                      |                    |                      |                   |                  | Asistenta sociala in caz de boli si<br>invaliditati                    |                       |           |           |                  |           |           |                                   |                    |                                   |                        |   |
| 6802         | 05                   | 02                 |                      |                   |                  | Asistenta sociala in caz de invaliditate                               | 3.186.000             | 2.699.000 | 3.186.000 | 2.699.000        | 3.186.000 | 2.911.124 | 2.508.193                         | 402.931            | 2.647.224                         |                        |   |
|              |                      |                    |                      |                   |                  | Prevenirea excluderii sociale  |                       |           |           |                  |           |           |                                   |                    |                                   |                        |   |
|              |                      |                    |                      |                   |                  | Ajutor social  | 30.000                | 30.000    | 30.000    | 30.000           | 30.000    | 15.516    | 15.516                            |                    | 15.516                            |                        |   |
|              |                      |                    |                      |                   |                  | Alte cheltuieli in domeniul asigurarilor<br>si asistentei sociale      |                       |           |           |                  |           |           |                                   |                    |                                   |                        |   |
| 6802         | 50                   | 50                 |                      |                   |                  | Alte cheltuieli in domeniul asistentei<br>sociale                      | 2.000                 | 2.000     | 2.000     | 2.000            | 2.000     | 500       | 500                               |                    | 500                               |                        |   |
| 7000         | 02                   |                    |                      |                   |                  | Partea IV-a SERVICII SI DEZVOLTARE<br>PUBLICA, LOCUINTE, MEDIU SI APE  | 330.000               | 330.000   | 871.000   | 856.000          | 871.000   | 466.121   | 447.687                           | 18.434             | 405.766                           |                        |   |





| Capi-<br>tol | Sub-<br>capi-<br>tol | Pa-<br>ra-<br>graf | Gru-<br>pa /<br>Titlu | Ar-<br>ti-<br>col | Ali-<br>ne-<br>at | Denumire indicator  | Credite de angajament |           |           | Credite bugetare |           | Angajamente<br>bugetare | Angajamente<br>legale | Plati<br>efectuate | Angajamente<br>legale<br>de platit | Cheltuieli<br>efective |
|--------------|----------------------|--------------------|-----------------------|-------------------|-------------------|---|-----------------------|-----------|-----------|------------------|-----------|-------------------------|-----------------------|--------------------|------------------------------------|------------------------|
|              |                      |                    |                       |                   |                   |   | 1                     | 2         | 3         | 4                | 5         |                         |                       |                    |                                    |                        |
| 5002         |                      |                    | A                     |                   |                   | B   |                       |           |           |                  |           |                         |                       |                    |                                    |                        |
|              |                      |                    |                       |                   |                   | TOTAL CHELTUIELI  | 1.153.000             | 1.153.000 | 7.474.000 | 6.548.000        | 7.453.663 | 6.292.466               | 894.021               | 5.398.445          | 894.021                            | 5.098.533              |
|              | 01                   |                    |                       |                   |                   | CHELTUIELI CURENTE  | 527.000               | 527.000   | 6.844.000 | 5.918.000        | 6.844.000 | 6.246.859               | 894.021               | 5.352.838          | 894.021                            | 5.027.465              |
|              | 10                   |                    |                       |                   |                   | TITLUL I CHELTUIELI DE PERSONAL                           |                       |           | 3.342.000 | 2.787.000        | 3.342.000 | 3.342.000               | 683.348               | 2.658.652          | 683.348                            | 2.703.410              |
|              | 10                   | 01                 |                       |                   |                   | Cheltuieli salariale in bani                              |                       |           | 3.243.000 | 2.697.000        | 3.243.000 | 3.243.000               | 665.784               | 2.577.216          | 665.784                            | 2.628.560              |
|              | 10                   | 01                 | 01                    |                   |                   | Salarii de baza   |                       |           | 2.887.000 | 2.396.000        | 2.887.000 | 2.887.000               | 566.626               | 2.320.374          | 566.626                            | 2.371.080              |
|              | 10                   | 01                 | 12                    |                   |                   | Indemnizatii platite unor persoane din afara unitatii     |                       |           | 102.000   | 85.000           | 102.000   | 102.000                 | 75.600                | 26.400             | 75.600                             | 76.480                 |
|              | 10                   | 01                 | 17                    |                   |                   | Indemnizatii de hrana                                     |                       |           | 254.000   | 216.000          | 254.000   | 254.000                 | 181.242               | 72.758             | 181.242                            | 181.000                |
|              | 10                   | 02                 |                       |                   |                   | Cheltuieli salariale in natura                            |                       |           | 25.000    | 25.000           | 25.000    | 25.000                  | 24.650                | 350                | 24.650                             | 24.650                 |
|              | 10                   | 02                 | 06                    |                   |                   | Vouchere de vacanta                                       |                       |           | 25.000    | 25.000           | 25.000    | 25.000                  | 24.650                | 350                | 24.650                             | 24.650                 |
|              | 10                   | 03                 |                       |                   |                   | Contributii   |                       |           | 74.000    | 65.000           | 74.000    | 74.000                  | 56.786                | 17.214             | 56.786                             | 50.200                 |
|              | 10                   | 03                 | 07                    |                   |                   | Contributia asiguratorie pentru munca                     |                       |           | 74.000    | 65.000           | 74.000    | 74.000                  | 56.786                | 17.214             | 56.786                             | 50.200                 |
|              | 20                   |                    |                       |                   |                   | TITLUL II BUNURI SI SERVICII                              |                       |           | 1.439.000 | 1.358.000        | 1.439.000 | 1.184.847               | 1.093.189             | 91.658             | 1.055.719                          |                        |
|              | 20                   | 01                 |                       |                   |                   | Bunuri si servicii  |                       |           | 457.000   | 416.000          | 457.000   | 371.271                 | 307.430               | 63.841             | 302.108                            |                        |
|              | 20                   | 01                 | 01                    |                   |                   | Furnituri de birou  |                       |           | 28.000    | 27.000           | 28.000    | 18.693                  | 18.693                | 18.193             | 18.193                             |                        |
|              | 20                   | 01                 | 02                    |                   |                   | Materiale pentru curatenie                                |                       |           | 4.000     | 4.000            | 4.000     | 2.007                   | 2.007                 | 2.007              | 2.007                              |                        |
|              | 20                   | 01                 | 03                    |                   |                   | Incalziti, iluminati si forta motrica                     |                       |           | 95.000    | 95.000           | 95.000    | 95.000                  | 51.822                | 43.178             | 51.822                             |                        |
|              | 20                   | 01                 | 04                    |                   |                   | Apa, canal si salubritate                                 |                       |           | 18.000    | 16.000           | 18.000    | 18.000                  | 13.366                | 4.634              | 13.366                             |                        |
|              | 20                   | 01                 | 05                    |                   |                   | Carburanti si lubrifianti                                 |                       |           | 106.000   | 93.000           | 106.000   | 59.261                  | 58.294                | 967                | 56.014                             |                        |
|              | 20                   | 01                 | 07                    |                   |                   | Transport   |                       |           | 28.000    | 24.000           | 28.000    | 18.958                  | 18.958                | 18.958             | 18.958                             |                        |
|              | 20                   | 01                 | 08                    |                   |                   | Posta, telecomunicatii, radio, tv, internet               |                       |           | 50.000    | 42.000           | 50.000    | 50.000                  | 34.938                | 15.062             | 35.611                             |                        |
|              | 20                   | 01                 | 09                    |                   |                   | Materiale si prestari de servicii cu caracter functional  |                       |           | 44.000    | 40.000           | 44.000    | 37.713                  | 37.713                | 37.713             | 37.713                             |                        |
|              | 20                   | 01                 | 30                    |                   |                   | Alte bunuri si servicii pentru intretinere si functionare |                       |           | 84.000    | 75.000           | 84.000    | 71.639                  | 71.639                | 71.639             | 68.424                             |                        |



| Capi-<br>tol | Sub-<br>capi-<br>tol | Pa-<br>ra-<br>graf | Gru-<br>pa /<br>Titlu | Ar-<br>ti-<br>col | Ali-<br>ne-<br>at | Denumire indicator   | Credite de angajament |         | Credite bugetare |           | Angajamente<br>bugetare | Angajamente<br>legale | Plati<br>efectuate | Angajamente<br>legale<br>de platit | Cheltuieli<br>efective |
|--------------|----------------------|--------------------|-----------------------|-------------------|-------------------|--|-----------------------|---------|------------------|-----------|-------------------------|-----------------------|--------------------|------------------------------------|------------------------|
|              |                      |                    |                       |                   |                   |  | 1                     | 2       | 3                | 4         |                         |                       |                    |                                    |                        |
|              |                      |                    | <b>A</b>              |                   |                   | <b>B</b>   |                       |         |                  |           |                         |                       |                    |                                    |                        |
|              |                      |                    | 71                    | 01                | 02                | Masini, echipamente si mijloace de transport                               |                       |         | 4.000            | 4.000     | 4.000                   | 3.600                 | 3.600              |                                    | 50.493                 |
|              |                      |                    | 71                    | 01                | 03                | Mobilier, aparatura biroutica si alte active corporale                     |                       |         |                  |           |                         |                       |                    |                                    | 6.378                  |
|              |                      |                    | 71                    | 01                | 30                | Alte active fixe (inclusiv reparatii capitale)                             |                       |         |                  |           |                         |                       |                    |                                    | 12.729                 |
|              |                      |                    | 84                    |                   |                   | PLATI EFECTUATE IN ANII PRECEDENTI SI RECUPERATE IN ANUL CURENT            | 592.000               | 592.000 | 592.000          | 592.000   | 592.000                 | 62.344                | 62.344             |                                    |                        |
|              |                      |                    | 85                    |                   |                   | Titlul XXI PLATI EFECTUATE IN ANII PRECEDENTI SI RECUPERATE IN ANUL CURENT |                       |         |                  |           |                         |                       |                    |                                    |                        |
|              |                      |                    | 85                    | 01                |                   | Plati efectuate in anii precedenti si recuperate in anul curent            |                       |         |                  |           |                         |                       |                    |                                    |                        |
|              |                      |                    | 85                    | 01                | 01                | Plati efectuate in anii precedenti si recuperate in anul curent (SF)       |                       |         |                  |           |                         |                       |                    |                                    |                        |
| 5100         | 02                   |                    |                       |                   |                   | Partea I-a SERVICII PUBLICE GENERALE                                       | 562.000               | 562.000 | 2.628.000        | 2.257.000 | 2.607.663               | 2.467.383             | 2.006.424          | 460.959                            | 1.640.119              |
| 5102         |                      |                    |                       |                   |                   | AUTORITATI PUBLICE SI ACTIUNI EXTERNE                                      | 562.000               | 562.000 | 2.628.000        | 2.257.000 | 2.607.663               | 2.467.383             | 2.006.424          | 460.959                            | 1.640.119              |
|              |                      |                    | 01                    |                   |                   | CHELTUIELI CURENTE   | 527.000               | 527.000 | 2.589.000        | 2.218.000 | 2.589.000               | 2.484.120             | 2.023.161          | 460.959                            | 1.589.778              |
|              |                      |                    | 10                    |                   |                   | TITLUL I CHELTUIELI DE PERSONAL  |                       |         | 1.484.000        | 1.159.000 | 1.484.000               | 1.484.000             | 1.086.268          | 397.732                            | 1.107.786              |
|              |                      |                    | 10                    | 01                |                   | Cheltuieli salariale in bani   |                       |         | 1.425.000        | 1.104.000 | 1.425.000               | 1.425.000             | 1.038.358          | 386.642                            | 1.059.565              |
|              |                      |                    | 10                    | 01                | 01                | Salarii de baza  |                       |         | 1.248.000        | 950.000   | 1.248.000               | 1.248.000             | 912.255            | 335.745                            | 933.807                |
|              |                      |                    | 10                    | 01                | 12                | Indemnizatii platite unor persoane din afara unitatii                      |                       |         | 102.000          | 85.000    | 102.000                 | 102.000               | 75.600             | 26.400                             | 76.480                 |
|              |                      |                    | 10                    | 01                | 17                | Indemnizatii de hrana  |                       |         | 75.000           | 69.000    | 75.000                  | 75.000                | 50.503             | 24.497                             | 49.278                 |
|              |                      |                    | 10                    | 02                |                   | Cheltuieli salariale in natura   |                       |         | 25.000           | 25.000    | 25.000                  | 25.000                | 24.650             | 350                                | 24.650                 |
|              |                      |                    | 10                    | 02                | 06                | Vouchere de vacanta  |                       |         | 25.000           | 25.000    | 25.000                  | 25.000                | 24.650             | 350                                | 24.650                 |













| Capi-<br>tol | Sub-<br>capi-<br>tol | Pa-<br>ra-<br>graf | Gru-<br>pa /<br>Titlu | Ar-<br>ti-<br>col | Ali-<br>ne-<br>at | Denumire indicator                                    | Credite de angajament |          |           | Credite bugetare |           | Angajamente<br>legale<br>bugetare | Angajamente<br>legale | Plati<br>efectuate | Angajamente<br>legale<br>de platit | Cheltuieli<br>efective |
|--------------|----------------------|--------------------|-----------------------|-------------------|-------------------|---|-----------------------|----------|-----------|------------------|-----------|-----------------------------------|-----------------------|--------------------|------------------------------------|------------------------|
|              |                      |                    |                       |                   |                   |   | 1                     | 2        | 3         | 4                | 5         |                                   |                       |                    |                                    |                        |
| <b>A</b>     |                      |                    |                       |                   |                   |   | <b>1</b>              | <b>2</b> | <b>3</b>  | <b>4</b>         | <b>5</b>  | <b>6</b>                          | <b>7</b>              | <b>8=6-7</b>       | <b>9</b>                           |                        |
|              | 20                   | 06                 |                       |                   |                   | Depasari, detasari, transferari                       |                       |          | 3.000     | 3.000            | 3.000     | 2.490                             | 2.490                 | 2.490              | 2.490                              |                        |
|              | 20                   | 06                 | 01                    |                   |                   | Depasari interne, detasari, transferari               |                       |          | 3.000     | 3.000            | 3.000     | 2.490                             | 2.490                 | 2.490              | 2.490                              |                        |
|              | 20                   | 11                 |                       |                   |                   | Carti, publicatii si materiale<br>documentare         |                       |          | 1.000     | 1.000            | 1.000     | 2.000                             | 2.000                 | 2.000              | 2.000                              |                        |
|              | 20                   | 13                 |                       |                   |                   | Pregatire profesionala                                |                       |          | 2.000     | 2.000            | 2.000     | 2.000                             | 2.000                 | 2.000              | 2.000                              |                        |
|              | 20                   | 30                 |                       |                   |                   | Alte cheltuieli                                       |                       |          | 6.000     | 6.000            | 6.000     | 5.650                             | 5.650                 | 5.650              | 5.650                              |                        |
|              | 20                   | 30                 | 30                    |                   |                   | Alte cheltuieli cu bunuri si servicii                 |                       |          | 6.000     | 6.000            | 6.000     | 5.650                             | 5.650                 | 5.650              | 5.650                              |                        |
|              | 57                   |                    |                       |                   |                   | TITLUL VIII ASISTENTA SOCIALA                         |                       |          | 22.000    | 19.000           | 19.000    | 18.677                            | 18.677                | 18.677             | 18.677                             |                        |
|              | 57                   | 02                 |                       |                   |                   | Ajutoare sociale                                      |                       |          | 22.000    | 19.000           | 19.000    | 18.677                            | 18.677                | 18.677             | 18.677                             |                        |
|              | 57                   | 02                 | 01                    |                   |                   | Ajutoare sociale in numerar                           |                       |          | 22.000    | 19.000           | 19.000    | 18.677                            | 18.677                | 18.677             | 18.677                             |                        |
|              | 59                   |                    |                       |                   |                   | TITLUL XI ALTE CHELTUIELI                             |                       |          | 133.000   | 103.000          | 103.000   | 85.415                            | 85.415                | 85.415             | 85.415                             |                        |
|              | 59                   | 01                 |                       |                   |                   | Burse   |                       |          | 133.000   | 103.000          | 103.000   | 85.415                            | 85.415                | 85.415             | 85.415                             |                        |
|              | 70                   |                    |                       |                   |                   | CHELTUIELI DE CAPITAL                                 |                       |          |           |                  |           |                                   |                       |                    | 7.316                              |                        |
|              | 71                   |                    |                       |                   |                   | TITLUL XV ACTIVE NEFINANCIARE                         |                       |          |           |                  |           |                                   |                       |                    | 7.316                              |                        |
|              | 71                   | 01                 |                       |                   |                   | Active fixe   |                       |          |           |                  |           |                                   |                       |                    | 7.316                              |                        |
|              | 71                   | 01                 | 02                    |                   |                   | Masini, echipamente si mijloace de<br>transport       |                       |          |           |                  |           |                                   |                       |                    | 7.316                              |                        |
|              | 71                   | 01                 | 03                    |                   |                   | Mobilier, aparatura birou si alte<br>active corporale |                       |          |           |                  |           |                                   |                       |                    | 5.700                              |                        |
| 6802         | 01                   |                    |                       |                   |                   | ASIGURARI SI ASISTENTA SOCIALA                        |                       |          | 3.218.000 | 2.731.000        | 2.731.000 | 2.927.140                         | 2.927.140             | 402.931            | 2.663.240                          |                        |
|              | 10                   |                    |                       |                   |                   | CHELTUIELI CURENTE                                    |                       |          | 3.218.000 | 2.731.000        | 2.731.000 | 2.927.140                         | 2.927.140             | 402.931            | 2.663.240                          |                        |
|              | 10                   | 01                 |                       |                   |                   | TITLUL I CHELTUIELI DE PERSONAL                       |                       |          | 1.858.000 | 1.628.000        | 1.628.000 | 1.858.000                         | 1.858.000             | 285.616            | 1.595.624                          |                        |
|              | 10                   | 01                 | 01                    |                   |                   | Cheltuieli salariale in bani                          |                       |          | 1.818.000 | 1.593.000        | 1.593.000 | 1.818.000                         | 1.818.000             | 279.142            | 1.568.995                          |                        |
|              | 10                   | 01                 | 01                    |                   |                   | Salarii de baza                                       |                       |          | 1.639.000 | 1.446.000        | 1.446.000 | 1.639.000                         | 1.639.000             | 230.881            | 1.437.273                          |                        |
|              | 10                   | 01                 | 17                    |                   |                   | Indemnizatii de hrana                                 |                       |          | 179.000   | 147.000          | 147.000   | 179.000                           | 179.000               | 48.261             | 131.722                            |                        |
|              | 10                   | 03                 |                       |                   |                   | Contributii   |                       |          | 40.000    | 35.000           | 35.000    | 40.000                            | 40.000                | 6.474              | 26.629                             |                        |



| Capi-<br>tot | Sub-<br>capi-<br>tot | Pa-<br>ra-<br>graf | Gru-<br>pa /<br>Titlu | Ar-<br>ti-<br>col | Ali-<br>ne-<br>at | Denumire indicator                                | Credite de angajament |         | Credite bugetare |         | Angajamente<br>bugetare | Angajamente<br>legale | Plati<br>efectuate | Angajamente<br>legale<br>de platit | Cheltuieli<br>efective |
|--------------|----------------------|--------------------|-----------------------|-------------------|-------------------|---|-----------------------|---------|------------------|---------|-------------------------|-----------------------|--------------------|------------------------------------|------------------------|
|              |                      |                    |                       |                   |                   |   | 1                     | 2       | 3                | 4       |                         |                       |                    |                                    |                        |
|              |                      |                    | A                     |                   |                   | B   |                       |         |                  |         |                         |                       |                    |                                    |                        |
| 8000         | 02                   |                    |                       |                   |                   | Partea V-a ACTIUNI ECONOMICE                      | 261.000               | 261.000 | 326.000          | 326.000 | 326.000                 | 89.595                | 89.595             | 89.595                             | 59.595                 |
| 8402         |                      |                    |                       |                   |                   | TRANSPORTURI                                      | 261.000               | 261.000 | 326.000          | 326.000 | 326.000                 | 89.595                | 89.595             | 89.595                             | 59.595                 |
|              | 01                   |                    |                       |                   |                   | CHELTUIELI CURENTE                                |                       |         | 65.000           | 65.000  | 65.000                  | 59.595                | 59.595             | 59.595                             | 59.595                 |
|              | 20                   |                    |                       |                   |                   | TITLUL II BUNURI SI SERVICII                      |                       |         | 65.000           | 65.000  | 65.000                  | 59.595                | 59.595             | 59.595                             | 59.595                 |
|              | 20                   | 30                 |                       |                   |                   | Alte cheltuieli                                   |                       |         | 65.000           | 65.000  | 65.000                  | 59.595                | 59.595             | 59.595                             | 59.595                 |
|              | 20                   | 30                 | 30                    |                   |                   | Alte cheltuieli cu bunuri si servicii             |                       |         | 65.000           | 65.000  | 65.000                  | 59.595                | 59.595             | 59.595                             | 59.595                 |
|              | 70                   |                    |                       |                   |                   | CHELTUIELI DE CAPITAL                             | 261.000               | 261.000 | 261.000          | 261.000 | 261.000                 | 30.000                | 30.000             | 30.000                             | 30.000                 |
|              | 71                   |                    |                       |                   |                   | TITLUL XV ACTIVE NEFINANCIARE                     | 261.000               | 261.000 | 261.000          | 261.000 | 261.000                 | 30.000                | 30.000             | 30.000                             | 30.000                 |
|              | 71                   | 01                 |                       |                   |                   | Active fixe                                       | 261.000               | 261.000 | 261.000          | 261.000 | 261.000                 | 30.000                | 30.000             | 30.000                             | 30.000                 |
|              | 71                   | 01                 | 30                    |                   |                   | Alte active fixe<br>(inclusiv reparatii capitale) | 261.000               | 261.000 | 261.000          | 261.000 | 261.000                 | 30.000                | 30.000             | 30.000                             | 30.000                 |

Conducatorul institutiei,

Conducatorul compartimentului  
financiar-contabil

| Capi-<br>tol | Sub-<br>capi-<br>tol | Pa-<br>ra-<br>gra-<br>ful | Ar-<br>ti-<br>col | Ali-<br>ne-<br>at | Denumire indicator  | Prevederi<br>bugetare<br>aprobate<br>la finele<br>perioadei<br>de raportare | Prevederi<br>bugetare<br>trimestriale<br>cumulate | Drepturi constatate |                        |                    | Incasari<br>realizate | Stingeri pe<br>alte cai<br>decat incasari | Drepturi<br>constatate<br>de incasat |
|--------------|----------------------|---------------------------|-------------------|-------------------|---|---|---|---------------------|------------------------|--------------------|-----------------------|---|--------------------------------------|
|              |                      |                           |                   |                   |   |   |   | Total,<br>din care: | din anii<br>precedenti | din anul<br>curent |                       |   |                                      |
| A            |                      |                           |                   |                   | B   | 1   | 2   | 3=4+5               | 4                      | 5                  | 6                     | 7   | 8=3-6-7                              |
| 0001         | 02                   |                           |                   |                   | TOTAL VENITURI-BUGET LOCAL  | 7.192.000   | 6.266.000   | 7.038.441           | 1.003.514              | 6.034.927          | 5.856.237             | 21.581                                    | 1.160.623                            |
| 0002         |                      |                           |                   |                   | I. VENITURI CURENTE   | 6.374.000   | 5.448.000   | 6.169.077           | 1.003.514              | 5.165.563          | 4.986.873             | 21.581                                    | 1.160.623                            |
| 0003         |                      |                           |                   |                   | A. VENITURI FISCALE   | 5.972.000   | 5.046.000   | 5.375.202           | 657.032                | 4.718.170          | 4.603.139             | 21.519                                    | 750.544                              |
| 0004         |                      |                           |                   |                   | A1. IMPOZIT PE VENIT, PROFIT SI<br>CASTIGURI DIN CAPITAL  | 1.126.000   | 995.000   | 841.973             |                        | 841.973            | 841.973               |   |                                      |
| 0300         | 02                   |                           |                   |                   | A1.2 IMPOZIT PE VENIT, PROFIT SI CASTIGURI<br>DIN CAPITAL DE LA PERSOANE FIZICE                     | 1.126.000   | 995.000   | 841.973             |                        | 841.973            | 841.973               |   |                                      |
| 0302         | 18                   |                           |                   |                   | IMPOZIT PE VENIT  | 8.000   | 8.000   | 8.598               |                        | 8.598              | 8.598                 |   |                                      |
|              |                      |                           |                   |                   | Impozitul pe veniturile din transferul<br>proprietatilor imobiliare din<br>patrimoniul personal     | 8.000   | 8.000   | 8.598               |                        | 8.598              | 8.598                 |   |                                      |
| 0402         |                      |                           |                   |                   | COTE SI SUME DEFALCATE DIN IMPOZITUL PE<br>VENIT  | 1.118.000   | 987.000   | 833.375             |                        | 833.375            | 833.375               |   |                                      |
| 0402         | 01                   |                           |                   |                   | Cote defalcate din impozitul pe venit   | 450.000   | 350.000   | 325.532             |                        | 325.532            | 325.532               |   |                                      |
| 0402         | 04                   |                           |                   |                   | Sume alocate din cotele defalcate<br>din impozitul pe venit pentru<br>echilibrarea bugetelor locale | 468.000   | 437.000   | 348.142             |                        | 348.142            | 348.142               |   |                                      |
| 0402         | 05                   |                           |                   |                   | Sume repartizate din Fondul la<br>dispozitia Consiliului Judetean                                   | 200.000   | 200.000   | 159.701             |                        | 159.701            | 159.701               |   |                                      |
| 0700         | 02                   |                           |                   |                   | A3 IMPOZITE SI TAXE PE PROPRIETATE  | 307.000   | 307.000   | 848.208             | 488.411                | 359.797            | 303.590               | 14.298                                    | 530.320                              |
| 0702         | 01                   |                           |                   |                   | IMPOZITE SI TAXE PE PROPRIETATE   | 307.000   | 307.000   | 848.208             | 488.411                | 359.797            | 303.590               | 14.298                                    | 530.320                              |
|              |                      |                           |                   |                   | Impozit si taxa pe cladiri  | 95.000  | 95.000  | 178.310             | 81.995                 | 96.315             | 80.538                | 4.068                                     | 93.704                               |
|              |                      |                           |                   |                   | Impozit pe cladiri de la persoane<br>fizice   | 73.000  | 73.000  | 139.628             | 62.202                 | 77.426             | 62.680                | 2.487                                     | 74.461                               |
| 0702         | 01                   | 02                        |                   |                   | Impozit si taxa pe cladiri de la<br>persoane juridice   | 22.000  | 22.000  | 38.682              | 19.793                 | 18.889             | 17.858                | 1.581                                     | 19.243                               |






| Capi-<br>tol | Sub-<br>capi-<br>tol | Pa-<br>ra-<br>gra-<br>ful | Gru-<br>pa/<br>Titlu | Ar-<br>ti-<br>col | Ali-<br>ne-<br>at | Denumire indicator  | Prevederi<br>bugetare<br>aprobrate<br>la finele<br>perioadei<br>de raportare | Prevederi<br>bugetare<br>trimestriale<br>cumulate | Drepturi constatate |                        |                    | Incasari<br>realizate | Stingeri pe<br>alte cai<br>decat incasari | Drepturi<br>constatate<br>de incasat |
|--------------|----------------------|---------------------------|----------------------|-------------------|-------------------|---|--|---|---------------------|------------------------|--------------------|-----------------------|---|--------------------------------------|
|              |                      |                           |                      |                   |                   |   |  |   | Total,<br>din care: | din anii<br>precedenti | din anul<br>curent |                       |   |                                      |
| A            |                      |                           |                      |                   |                   | B   | 1  | 2   | 3=4+5               | 4                      | 5                  | 6                     | 7   | 8=3-6-7                              |
|              |                      |                           |                      |                   |                   | detinute persoane de juridice*)   | 10.000   | 10.000  | 20.670              | 4.188                  | 16.482             | 9.449                 | 831                                       | 10.390                               |
| 1800         | 02                   |                           |                      |                   |                   | A6. ALTE IMPOZITE SI TAXE FISCALE   | 54.000   | 54.000  | 117.894             | 48.131                 | 69.763             | 57.300                | 103                                       | 60.491                               |
| 1802         |                      |                           |                      |                   |                   | ALTE IMPOZITE SI TAXE FISCALE   | 54.000   | 54.000  | 117.894             | 48.131                 | 69.763             | 57.300                | 103                                       | 60.491                               |
|              | 50                   |                           |                      |                   |                   | Alte impozite si taxe   | 54.000   | 54.000  | 117.894             | 48.131                 | 69.763             | 57.300                | 103                                       | 60.491                               |
| 2900         | 02                   |                           |                      |                   |                   | C. VENITURI NEFISCALE   | 402.000  | 402.000   | 793.875             | 346.482                | 447.393            | 383.734               | 62  | 410.079                              |
| 3000         |                      |                           |                      |                   |                   | C1. VENITURI DIN PROPRIETATE  | 188.000  | 188.000   | 205.143             | 9.306                  | 195.837            | 189.497               |   | 15.646                               |
| 3002         |                      |                           |                      |                   |                   | VENITURI DIN PROPRIETATE  | 188.000  | 188.000   | 205.143             | 9.306                  | 195.837            | 189.497               |   | 15.646                               |
|              | 05                   |                           |                      |                   |                   | Venituri din concesiuni si inchirieri   | 188.000  | 188.000   | 205.143             | 9.306                  | 195.837            | 189.497               |   | 15.646                               |
|              | 01                   |                           |                      |                   |                   | Redevente miniere   | 84.000   | 84.000  | 84.361              |                        |                    | 84.361                |   |                                      |
|              | 30                   |                           |                      |                   |                   | Alte venituri din concesiuni si<br>inchirieri de catre institutiile publice                   | 104.000  | 104.000   | 120.782             | 9.306                  | 111.476            | 105.136               |   | 15.646                               |
| 3300         | 02                   |                           |                      |                   |                   | C2. VANZARI DE BUNURI SI SERVICII   | 214.000  | 214.000   | 588.732             | 337.176                | 251.556            | 194.237               | 62  | 394.433                              |
| 3302         |                      |                           |                      |                   |                   | VENITURI DIN PRESTARI DE SERVICII SI ALTE<br>ACTIVITATI                                       | 15.000   | 15.000  | 25.182              | 2.056                  | 23.126             | 18.460                |   | 6.722                                |
| 3302         | 08                   |                           |                      |                   |                   | Venituri din prestari de servicii   | 14.000   | 14.000  | 20.416              | 2.056                  | 18.360             | 18.360                |   | 2.056                                |
|              | 28                   |                           |                      |                   |                   | Venituri din recuperarea cheltuielilor<br>de judecata, imputatii si despagubiri               | 1.000  | 1.000   | 4.766               |                        | 4.766              | 100                   |   | 4.666                                |
| 3502         |                      |                           |                      |                   |                   | AMENZI, PENALITATI SI CONFISCARI  | 103.000  | 103.000   | 355.617             | 270.088                | 85.529             | 73.707                |   | 281.910                              |
|              | 01                   |                           |                      |                   |                   | Venituri din amenzi si alte sanctiuni<br>aplicate potrivit dispozitiilor legale               | 103.000  | 103.000   | 355.617             | 270.088                | 85.529             | 73.707                |   | 281.910                              |
| 3502         | 01                   | 02                        |                      |                   |                   | Venituri din amenzi si alte sanctiuni<br>aplicate de catre alte institutii de<br>specialitate | 103.000  | 103.000   | 355.617             | 270.088                | 85.529             | 73.707                |   | 281.910                              |
| 3602         |                      |                           |                      |                   |                   | DIVERSE VENITURI  | 96.000   | 96.000  | 207.933             | 65.032                 | 142.901            | 102.070               | 62  | 105.801                              |
|              | 06                   |                           |                      |                   |                   | Taxe speciale   | 96.000   | 96.000  | 206.288             | 63.387                 | 142.901            | 102.070               | 62  | 104.156                              |
|              | 50                   |                           |                      |                   |                   | Alte venituri   |  |   | 1.645               | 1.645                  |                    |                       |   | 1.645                                |



| Capi-<br>tot | Sub-<br>capi-<br>tot | Pa-<br>ra-<br>gra-<br>ful | Gru-<br>pa /<br>Titlu | Ar-<br>ti-<br>col | Ali-<br>ne-<br>at | Denumire indicator   | Prevederi<br>bugetare<br>aprobate<br>la finele<br>perioadei<br>de raportare | Prevederi<br>bugetare<br>trimestriale<br>cumulate | Drepturi constatate |                        |                    | Incasari<br>realizate | Stingeri pe<br>alte cai<br>decat incasari | Drepturi<br>constatate<br>de incasat |
|--------------|----------------------|---------------------------|-----------------------|-------------------|-------------------|--|---|---|---------------------|------------------------|--------------------|-----------------------|---|--------------------------------------|
|              |                      |                           |                       |                   |                   |  |   |   | Total,<br>din care: | din anii<br>precedenti | din anul<br>curent |                       |   |                                      |
| A            |                      |                           |                       |                   |                   | B  | 1   | 2   | 3=4+5               | 4                      | 5                  | 6                     | 7   | 8=3-6-7                              |
| 3702         | 03                   |                           |                       |                   |                   | Varsaminte din sectiunea de functionare pentru finantarea sectiunii de dezvoltare a bugetului local(cu semnul minus)                               | -87.000   | -87.000   | 3=4+5               | 4                      | 5                  | 6                     | 7   | 8=3-6-7                              |
| 3702         | 04                   |                           |                       |                   |                   | Varsaminte din sectiunea de functionare  | 87.000  | 87.000  |                     |                        |                    |                       |   |                                      |
| 3900         | 02                   |                           |                       |                   |                   | II. VENITURI DIN CAPITAL   | 261.000   | 261.000   | 261.400             | 261.400                | 261.400            | 261.400               |   |                                      |
| 3902         |                      |                           |                       |                   |                   | VENITURI DIN VALORIFICAREA UNOR BUNURI   | 261.000   | 261.000   | 261.400             | 261.400                | 261.400            | 261.400               |   |                                      |
|              | 07                   |                           |                       |                   |                   | Venituri din vanzarea unor bunuri apartinand domeniului privat al statului sau al unitatilor administrative-teritoriale                            | 261.000   | 261.000   | 261.400             | 261.400                | 261.400            | 261.400               |   |                                      |
| 4000         | 02                   |                           |                       |                   |                   | III OPERATIUNI FINANCIARE  |   |   | 590.548             | 590.548                | 590.548            | 590.548               |   |                                      |
| 4002         |                      |                           |                       |                   |                   | INCASARI DIN RAMBURSAREA IMPRUMUTURILOR ACORDATE   |   |   | 590.548             | 590.548                | 590.548            | 590.548               |   |                                      |
| 4002         | 14                   |                           |                       |                   |                   | Sume din excedentul bugetului local utilizate pentru finantarea cheltuielilor sectiunii de dezvoltare  |   |   | 65.944              | 65.944                 | 65.944             | 65.944                |   |                                      |
| 4002         | 16                   |                           |                       |                   |                   | Sume primite in cadrul mecanismului decontarii cererilor de plata  |   |   | 524.604             | 524.604                | 524.604            | 524.604               |   |                                      |
| 4100         | 02                   |                           |                       |                   |                   | IV. SUBVENTII  | 30.000  | 30.000  | 17.416              | 17.416                 | 17.416             | 17.416                |   |                                      |
| 4200         |                      |                           |                       |                   |                   | SUBVENTII DE LA ALTE NIVELE ALE ADMINISTRATIEI PUBLICE   | 30.000  | 30.000  | 17.416              | 17.416                 | 17.416             | 17.416                |   |                                      |
| 4202         |                      |                           |                       |                   |                   | SUBVENTII DE LA BUGETUL DE STAT  | 30.000  | 30.000  | 17.416              | 17.416                 | 17.416             | 17.416                |   |                                      |
|              | 34                   |                           |                       |                   |                   | Subventii pentru acordarea ajutorului pentru incalzirea locuintei si a suplimentului pentru energie alocate pentru consumul de combustibili solizi |   |   | 17.416              | 17.416                 | 17.416             | 17.416                |   |                                      |

| Capi-<br>tol | Sub-<br>capi-<br>tol | Pa-<br>ra-<br>gra-<br>ful | Gru-<br>pa /<br>Titlu | Ar-<br>ti-<br>col | Ali-<br>ne-<br>at | Denumire indicator   | Prevederi<br>bugetare<br>aprobrate<br>la finele<br>perioadei<br>de raportare | Prevederi<br>bugetare<br>trimestriale<br>cumulate | Drepturi constatate |                        |                    | Incasari<br>realizate | Stingeri pe<br>alte cai<br>decat incasari | Drepturi<br>constatate<br>de incasat |
|--------------|----------------------|---------------------------|-----------------------|-------------------|-------------------|--|--|---|---------------------|------------------------|--------------------|-----------------------|---|--------------------------------------|
|              |                      |                           |                       |                   |                   |  |  |   | Total,<br>din care: | din anii<br>precedenti | din anul<br>curent |                       |   |                                      |
| A            |                      |                           |                       |                   |                   | B  | 1  | 2   | 3=4+5               | 4                      | 5                  | 6                     | 7   | 8=3-6-7                              |
| 4802         |                      |                           |                       |                   |                   | si/sau petrolieri<br>SUME PRIMITE DE LA UE/ALTI DONATORI IN<br>CONTUL PLATILOR EFECTUATE SI PREFINANTARI<br>AFERENTE CADRULUI FINANCIAR 2014-2020<br>Fondul European de Dezvoltare Regionala(FEDR) | 30.000   | 30.000  | 17.416              |                        | 17.416             | 17.416                |   |                                      |
| 4802         | 01                   |                           |                       |                   |                   | Sume primite in contul platilor efectuate<br>in anul curent  | 527.000  | 527.000   |                     |                        |                    |                       |   |                                      |
| 4802         | 01                   | 02                        |                       |                   |                   | Sume primite in contul platilor efectuate<br>in anii anteriori   | 527.000  | 527.000   |                     |                        |                    |                       |   |                                      |
|              |                      |                           |                       |                   |                   |  | 469.000  | 469.000   |                     |                        |                    |                       |   |                                      |
|              |                      |                           |                       |                   |                   |  | 58.000   | 58.000  |                     |                        |                    |                       |   |                                      |






| Capi-<br>tol | Sub-<br>capi-<br>tol | Pa-<br>ra-<br>graf | Gru-<br>pa /<br>Titlu | Ar-<br>ti-<br>col | Ali-<br>ne-<br>at | Denumire indicator                         | Credite de angajament                              |                          | Credite bugetare                                   |                          | Angajamente<br>legale | Plati<br>efectuate | Angajamente<br>legale<br>de platit | Cheltuieli<br>efective |   |
|--------------|----------------------|--------------------|-----------------------|-------------------|-------------------|--|--|--------------------------|--|--------------------------|-----------------------|--------------------|------------------------------------|------------------------|---|
|              |                      |                    |                       |                   |                   |  | aprobate<br>la finele<br>perioadei<br>de raportare | trimestriale<br>cumulate | aprobate<br>la finele<br>perioadei<br>de raportare | trimestriale<br>cumulate |                       |                    |                                    |                        |   |
| A            |                      |                    |                       |                   |                   | B  | 1  | 2                        | 3  | 4                        | 5                     | 6                  | 7                                  | 8=6-7                  | 9 |
| 5010         |                      |                    |                       |                   |                   | TOTAL CHELTUIELI DIN VENITURI PROPRII      |  |                          | 22.000   | 22.000                   | 22.000                |                    |                                    |                        |   |
| 8310         |                      |                    |                       |                   |                   | SI SUBVENTII                               |  |                          | 22.000   | 22.000                   | 22.000                |                    |                                    |                        |   |
| 8310 03      |                      |                    |                       |                   |                   | AGRICULTURA, SILVICULTURA,<br>SI VANATOARE |  |                          | 22.000   | 22.000                   | 22.000                |                    |                                    |                        |   |
|              |                      |                    |                       |                   |                   | Agricultura                                |  |                          | 22.000   | 22.000                   | 22.000                |                    |                                    |                        |   |
|              |                      |                    |                       |                   |                   | Alte cheltuieli in domeniul agriculturii   |  |                          | 22.000   | 22.000                   | 22.000                |                    |                                    |                        |   |
|              |                      |                    |                       |                   |                   | 30   |  |                          |  |                          |                       |                    |                                    |                        |   |



| Capi-<br>tol | Sub-<br>capi-<br>tol | Pa-<br>ra-<br>graf | Gru-<br>pa /<br>Titlu | Ar-<br>ti-<br>col | Ali-<br>ne-<br>at | Denumire indicator                                    | Credite de angajament                              |                          | Credite bugetare                                   |                          | Angajamente<br>bugetare | Angajamente<br>legale | Plati<br>efectuate | Angajamente<br>legale<br>de platit | Cheltuieli<br>efective |
|--------------|----------------------|--------------------|-----------------------|-------------------|-------------------|---|--|--------------------------|--|--------------------------|-------------------------|-----------------------|--------------------|------------------------------------|------------------------|
|              |                      |                    |                       |                   |                   |   | aprobate<br>la finele<br>perioadei<br>de raportare | trimestriale<br>cumulate | aprobate<br>la finele<br>perioadei<br>de raportare | trimestriale<br>cumulate |                         |                       |                    |                                    |                        |
| A            |                      |                    |                       |                   |                   | B   | 1  | 2                        | 3  | 4                        | 5                       | 6                     | 7                  | 8=6-7                              | 9                      |
| 5010         |                      |                    |                       |                   |                   | TOTAL CHELTUIELI DIN VENITURI PROPRII<br>SI SUBVENTII |  |                          | 22.000   | 22.000                   | 22.000                  |                       |                    |                                    |                        |
|              | 01                   |                    |                       |                   |                   | CHELTUIELI CURENTE                                    |  |                          | 22.000   | 22.000                   | 22.000                  |                       |                    |                                    |                        |
|              | 20                   |                    |                       |                   |                   | TITLUL II BUNURI SI SERVICII                          |  |                          | 22.000   | 22.000                   | 22.000                  |                       |                    |                                    |                        |
|              | 20                   |                    | 30                    |                   |                   | Alte cheltuieli                                       |  |                          | 22.000   | 22.000                   | 22.000                  |                       |                    |                                    |                        |
|              | 20                   |                    | 30                    | 30                |                   | Alte cheltuieli cu bunuri si servicii                 |  |                          | 22.000   | 22.000                   | 22.000                  |                       |                    |                                    |                        |
| 8310         |                      |                    |                       |                   |                   | AGRICULTURA, SILVICULTURA,<br>SIVANATOARE             |  |                          | 22.000   | 22.000                   | 22.000                  |                       |                    |                                    |                        |
|              | 01                   |                    |                       |                   |                   | CHELTUIELI CURENTE                                    |  |                          | 22.000   | 22.000                   | 22.000                  |                       |                    |                                    |                        |
|              | 20                   |                    |                       |                   |                   | TITLUL II BUNURI SI SERVICII                          |  |                          | 22.000   | 22.000                   | 22.000                  |                       |                    |                                    |                        |
|              | 20                   |                    | 30                    |                   |                   | Alte cheltuieli                                       |  |                          | 22.000   | 22.000                   | 22.000                  |                       |                    |                                    |                        |
|              | 20                   |                    | 30                    | 30                |                   | Alte cheltuieli cu bunuri si servicii                 |  |                          | 22.000   | 22.000                   | 22.000                  |                       |                    |                                    |                        |

Conducatorul institutiei,

Conducatorul compartimentului  
financiar-contabil

| Capi-<br>tot | Sub-<br>ra-<br>graf | Pa-<br>ra-<br>titlu | Gru-<br>pa /<br>col | Ar-<br>ti-<br>col | Ali-<br>ne-<br>at | Denumire indicator   | Prevederi<br>bugetare<br>aprobate<br>la finele<br>perioadei<br>de raportare | Prevederi<br>bugetare<br>trimestriale<br>cumulate | Drepturi constatate |                        |                    | Incasari<br>realizate | Stingeri pe<br>alte cai<br>decat incasari | Drepturi<br>constatate<br>de incasat |
|--------------|---------------------|---------------------|---------------------|-------------------|-------------------|--|---|---|---------------------|------------------------|--------------------|-----------------------|---|--------------------------------------|
|              |                     |                     |                     |                   |                   |  |   |   | Total,<br>din care: | din anii<br>precedenti | din anul<br>curent |                       |   |                                      |
| A            |                     |                     |                     |                   |                   |  | 1   | 2   | 3=4+5               | 4                      | 5                  | 6                     | 7   | 8=3-6-7                              |
| 0001         | 10                  |                     |                     |                   |                   | B  | 11.000  | 11.000  | 14.803              |                        | 14.803             | 8.447                 |   | 6.356                                |
| 0002         |                     |                     |                     |                   |                   | TOTAL VENITURI-VENTURI PROPRII,SUBVENTII                                       | 11.000  | 11.000  | 14.803              |                        | 14.803             | 8.447                 |   | 6.356                                |
| 2900         |                     |                     |                     |                   |                   | I. VENITURI CURENTE  | 11.000  | 11.000  | 14.803              |                        | 14.803             | 8.447                 |   | 6.356                                |
| 3000         |                     |                     |                     |                   |                   | C. VENITURI NEFISCALE  | 11.000  | 11.000  | 14.803              |                        | 14.803             | 8.447                 |   | 6.356                                |
| 3010         |                     |                     |                     |                   |                   | C1. VENITURI DIN PROPRIETATE   | 11.000  | 11.000  | 14.803              |                        | 14.803             | 8.447                 |   | 6.356                                |
|              | 05                  |                     |                     |                   |                   | VENITURI DIN PROPRIETATE   | 11.000  | 11.000  | 14.803              |                        | 14.803             | 8.447                 |   | 6.356                                |
|              |                     |                     |                     |                   |                   | Venituri din concesiuni si inchirieri  | 11.000  | 11.000  | 14.803              |                        | 14.803             | 8.447                 |   | 6.356                                |
|              |                     |                     |                     |                   |                   | Alte venituri din concesiuni si<br>inchirieri de catre institutiile<br>publice | 11.000  | 11.000  | 14.803              |                        | 14.803             | 8.447                 |   | 6.356                                |
|              |                     |                     |                     |                   |                   |  |   |   |                     |                        |                    |                       |   |                                      |